

# 你的M3CRC檢測流程

## 下單購買及送貨

預訂後約十個工作天內，由順豐速運送往客人指定的地址

1

## 送回樣本到G-NiB化驗所

- 致電DHL 24小時服務熱線 (2710-8111) 安排本地快遞上門收件
- 於周一至周五辦公時間內，自行交樣本到我們位於灣仔的樣本提交點

3

## 解讀報告

於你選定的時間約見醫生解讀報告

5

2

4

## 採集樣本

- 請於星期日 – 星期四期間採樣
- 填妥檢測申請及同意書
- 於申請表背頁別選解讀報告的診所

## 樣本化驗

- 於14個工作天內完成化驗
- 報告的電子版本會以電郵方式傳送給你
- 診所會主動聯絡你約見醫生解讀報告



進一步之資料儲存及使用 FURTHER STORAGE AND USE OF DATA

Place completed form in the outer pouch of the Sample Bag.

請將填妥的表格放於樣本袋外格。

### 選擇解讀報告的診所 Select a Clinic for interpretation

- 全仁醫務中心 (中環 / 尖沙咀)  
Trinity Medical Centre (Central / TST)
- 環球醫健(尖沙咀) : 腸胃肝臟科醫生  
Global Medicare (TST) : Specialist in Gastroenterology & Hepatology

第2頁，共2頁  
Page 2 of 2



樣本收集影片  
Sample Collection Video

## 收集糞便樣本指南 STOOL COLLECTION GUIDE

### 貼示 TIPS

在收集糞便樣本之前，請留意於：

- 2 週內維持你一致的飲食習慣
- 4 週內避免服用抗生素
- 4 週內避免服用益生菌

避免在痔瘡出血、月經及吐瀉等是水狀的日子採便。  
小心根據本指南採集樣本。採集後，於 24 小時內交還樣本。

Before you collect the stool sample, please aim to:

- Maintain regular diet within 2 weeks
- Avoid antibiotics within 4 weeks
- Avoid probiotics within 4 weeks

Do not collect the stool sample when it is watery due to diarrhoea and when there is bleeding from haemorrhoids and menstruation.  
Follow this Guide to collect the sample carefully. Return the sample within 24 hours.

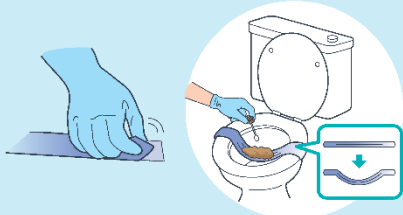
**第一步 STEP 1** 於樣本袋的標籤上填妥樣本收集日期及時間。  
Fill in the sample collection date and time on the label pre-sticked on the Sample Bag.

**第三步 STEP 3** 貼上糞便收集紙  
Stick the Stool Collection Sheet

### 貼示 TIPS

盡量避免樣本接觸小便、廁水、紙巾等雜質，以免影響化驗結果。

When collecting sample, try to avoid contact with urine, toilet water, tissue paper etc. as this may affect test results.

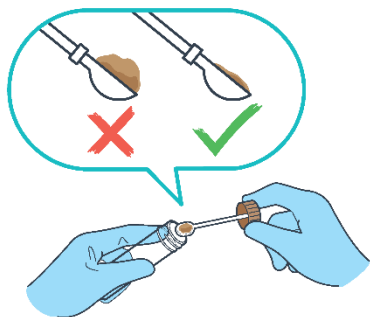


如圖所示，從雙面膠紙撕下膠面，將水溶性糞便收集紙貼在馬桶座板上。  
Remove the liners from the double-sided tapes. Stick the water-soluble Stool Collection Sheet onto the toilet seat as shown.



**第二步 STEP 2** 戴上手套。  
Put on the gloves provided.

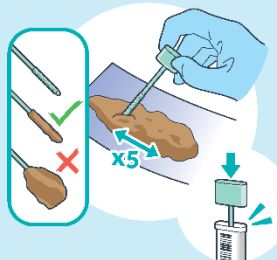
**第四步 STEP 4** 採樣至啡色蓋的試管  
Collect Sample with Brown Cap Tube



使用蓋子上的勺子收集一些糞便樣本。把勺子放回試管並扭緊。樣本分量過多或過少會影響化驗結果。

Using the collection spoon attached inside of the lid, add ONE SPOON of stool to the tube. Replace the cap tightly. Too much or too little sample will affect the test results.

**第五步 STEP 5** 採樣至綠色蓋的試管  
Collect Sample with Green Cap (FIT) Tube

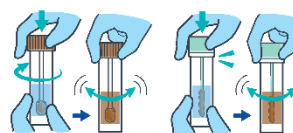


將試管蓋內的小棒在糞便表面來回擦 5 次。只需把糞便填滿棒尖上的螺旋槽即可，分量過多或過少會影響化驗結果。把小棒放回試管內並按緊直至聽到「咔」一聲。

With the sampling probe, scrape the stool surface from side to side for 5 times. Sample will be enough when the grooved part of the sampling probe has been completely filled up. Too much or too little sample will affect the test results. Insert the probe back to the tube and make sure that it clicks closed.

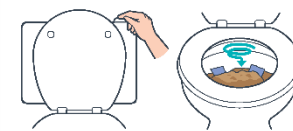
**第六步 STEP 6** 搖動試管及沖廁  
Shake and Flush

啡色蓋試管 Brown Cap Tube 綠色蓋試管 Green Cap (FIT) Tube



請確保兩支試管蓋緊。左右搖動試管直至溶液完全混合。

Make sure both tubes are tightly closed. Shake the tubes side to side until the samples are thoroughly mixed with the solutions.



將水溶性糞便收集紙連同剩餘的糞便一同丟入馬桶中，然後沖廁。脫去手套並丟進垃圾桶。以肥皂洗手。

Flush the water-soluble Stool Collection Sheet (which is flushable) and all remaining stool down the toilet. Dispose the gloves to rubbish bin. Wash your hands with soap.

**第七步 STEP 7** 交回整套樣本袋  
Return the Whole Sample Bag



將試管放入樣本袋並鎖緊。確保檢測同意書置於樣本袋外格。按照樣本袋上的清單，仔細檢查所有物品均已放進袋內，並以「✓」標記。將樣本袋放入樣本外包裝袋。於 24 小時內將整套樣本交回指定地點。

Put the sample into the Sample Bag and seal. Ensure the Consent Form is placed in the outer pouch of the Sample Bag. With the checklist on the Sample Bag, make sure all the items are placed in it and mark with a ✓. Put the Sample Bag into the Outer Packing Bag and zip it tightly. Within 24 hours, return the whole set of sample to the designated location.

- 2 支試管均含保存液，請勿飲用或倒掉。如不慎服用，請即以清水漱口及飲用 1-2 杯清水，並諮詢醫生意見。
- 應避免保存液直接接觸皮膚或眼睛。如不慎觸及皮膚或眼睛，請以大量清水沖洗並諮詢醫生意見。
- 請慎防孩童接觸。
- 檢測套裝應存放於室溫陰涼處，避免陽光直接照射。

- Both Tubes contain preservatives. DO NOT drink or pour away the preservatives. If swallowed, please rinse your mouth, drink 1-2 cups of water and seek medical advice.
- Avoid direct contact of preservatives with skin and eyes. In case of it, rinse with plenty of water and seek medical advice.
- Keep out of the reach of children.
- Store the Kit at room temperature. Keep away from heat and direct sunlight.

### 分析及報告 Analysis and Report

分析及報告產生後，會送到你的醫生處。有關報告的詳細解釋，請諮詢你的醫生。

Analysis and report will be sent to your doctor when it is ready. Please consult your doctor for detail on the interpretation of the report.

### 免責聲明 Disclaimer

M3CRC<sup>TM</sup> (「該檢測」) 不是診斷檢測。該檢測的檢測結果應謹慎解讀。「低」至「中」度的結直腸癌風險和「低」度的結直腸癌風險的檢測結果不能保證結直腸癌風險和/或結直腸癌不存在。「中」高、度或以上的結直腸癌風險和「中」度或以上的結直腸癌風險的檢測結果不能保證結直腸癌風險和/或結直腸癌存在。「低」度的復發風險不能保證結直腸癌風險和/或結直腸癌不會復發。「高」度的復發風險不能保證結直腸癌風險和/或結直腸癌會復發。資料尚未提供應如何多久重複受檢檢測。GenieBiome 不足樣本庫，90 天後將無法再使用你樣本。GenieBiome 包括 GenieBiome 生物科技公司及其子公司。

M3CRC<sup>TM</sup> ("Test") is not a diagnostic test. The test result of the Test should be interpreted with caution. A test result of "low" to "medium" risk of having colorectal adenoma and "low" risk of having colorectal cancer does not guarantee the absence of colorectal adenoma and/or colorectal cancer. A test result of "medium-high" or higher risk of having colorectal adenoma and "medium" or higher risk of having colorectal cancer does not guarantee the presence of colorectal adenoma and/or colorectal cancer. A test result of "low" risk of recurrence does not guarantee the absence of recurrence. A test result of "high" risk of recurrence does not guarantee the presence of recurrence. The screening interval for the Test has not been established. GenieBiome refers to GenieBiome Limited and its Subsidiaries.

### 聯絡我們 Contact Us

+852 9558 1584  
+852 2903 0700  
crc@g-niib.com

G-NiIB<sup>®</sup> is a registered trademark of GenieBiome Limited.

# 檢測申請及同意書

- 請填妥表格上星號的部分
- 剔選解讀報告的診所
- 記得填上樣本採樣日期、時間



Place completed form in the outer pouch of the Sample Bag.  
請將填妥的表格放於樣本袋外袋。

## 選擇解讀報告的診所 Select a Clinic for interpretation

第2頁，共2頁  
Page 2 of 2

- 全仁醫療中心 (中環 / 公沙咀)  
Trinity Medical Centre (Central / TST)
- 環球醫療(尖沙咀); 腸胃肝臟科醫生  
Global Medicare (TST); Specialist in Gastroenterology & Hepatology

## 進一步之資料儲存及使用 FURTHER STORAGE AND USE OF DATA

- 患者之未被用於該檢測的樣本 ("剩餘樣本") 以及相關樣本的殘留物檢測結果可能有助於研究。診斷方法的開發和改進及治療方案。此類措施也有可能未來有助於向患者提供更好的醫學建議及指導。例如診斷和/或治療潛在疾病。Patient's sample which is not used in the Test ("remaining sample") and the test result(s) of the Test of the associated sample may help in further research, development and improvement of diagnostic methods and possible therapeutic solutions. Such measures may in the future also enable and support medical advice and guidance to the Patient, e.g. diagnosis and/or treatment of potential diseases.
- 患者的剩餘樣本以及相關樣本的該檢測結果和患者的人口統計數據 (包括其在年齡和性別) 將會以匿名及無限形式儲存在 GenieBiome 以供內部質量監控/作業及促進科學研究和技術開發 (統稱 "研究")。剩餘樣本及/或這些匿名數據將有機會為前述之目的向外國醫生、科學家及 (製藥) 公司 (統稱 "外部人士") 予以提供及/或使用。GenieBiome will retain the Patient's remaining sample, the test result(s) of the Test of the associated sample, and the Patient's demographic information (including his age and gender) anonymously and for an indefinite period of time for internal quality control/operation and advancement in scientific research and technology development (collectively, "Research"). Access to and/or use of the remaining sample and/or such anonymised data might be granted to external physicians, scientists and pharmaceutical companies (collectively, "External Parties") for the said purposes.
- GenieBiome 不會就上述之剩餘樣本、相關樣本的剩餘物檢測結果或患者的人口統計數據之提供及/或使用而為患者提供任何補償。GenieBiome will not provide compensation to the Patient for the access to and/or use of the remaining sample, the test result(s) of the associated sample, or the Patient's demographic information as stated above.
- 任何於 GenieBiome 的數據庫內的數據一旦被匿名化，該些數據將無法被要求刪除。這是由於匿名數據無法被識別及追蹤的。Any data in GenieBiome's databases – once anonymised – cannot be destroyed upon request as it is unidentifiable and untraceable.
  - 本人不同意以於上方第 I 至 IV 條所述的方式儲存和使用本人的剩餘樣本、相關樣本的該檢測結果和人口統計數據。I disagree with the proposed use of my remaining sample, test result(s) of the Test, and demographic information as stated in I to IV above.
- 參與研究: GenieBiome Limited 希望使用患者的聯絡資料 (包括姓名、電郵地址、聯絡電話號碼和地址 (如有提供))、透過電郵、手機短訊 (SMS)、即時通訊 (如 WhatsApp)、電話及/或郵寄, 不向患者發送或通知有關 GenieBiome Limited 及其子公司的產品及/或服務的推廣和直接促銷。GenieBiome Limited intends to use the Patient's contact details (including his name, email address, contact phone number and address (if provided)) for sending to or notifying the Patient of materials relating to the research of GenieBiome Limited and/or its subsidiaries, and for inviting the Patient for joining the research.
  - 本人不同意以於上方第 V 條所述的方式使用本人的個人資料作邀請參與研究用途。I disagree with the proposed use of my personal data for research purposes as stated in V above.
- 直接促銷: GenieBiome Limited 希望使用患者的聯絡資料 (包括姓名、電郵地址、聯絡電話號碼和地址 (如有提供))、透過電郵、手機短訊 (SMS)、即時通訊 (如 WhatsApp)、電話及/或郵寄, 不向患者發送或通知有關 GenieBiome Limited 及其子公司的產品及/或服務的推廣和直接促銷。GenieBiome Limited intends to use the Patient's contact details (including his name, email address, contact phone number and address (if provided)) for sending to or notifying the Patient of direct marketing materials relating to the products and/or services of GenieBiome Limited and/or its subsidiaries. GenieBiome Limited may not use a Patient's personal data in direct marketing or transfer or disclose a Patient's personal data to any third party (including its subsidiaries) for use by such third party in direct marketing unless it has received the Patient's consent.
  - 本人不同意以於上方第 VI 條所述的方式使用本人的個人資料作直接促銷推廣用途。I disagree with the proposed use of my personal data for direct marketing purposes as stated in VI above.

患者可以書面方式發送至上 "收獲個人資料聲明" 部份所列出的地址或電郵地址, 或透過 GenieBiome Limited 不附公佈的其他渠道, 表示拒絕 GenieBiome Limited 在直接促銷推廣上使用其資料, 並毋須承擔任何費用。The Patient may provide GenieBiome Limited with his objection to use his personal data in direct marketing in writing to the address or the email address stated in the section entitled "Personal Information Collection Statement" above or through other channels as GenieBiome Limited may announce from time to time at no cost to the Patient.

## 患者資料 Patient Information (必填, 資料與同樣的證明文件上的一致。Mandatory, please provide information that identical to the information on the identity document)

姓 (英文) Last Name\*:  名 (英文) First Name\*:  性別 Gender\*:  男 Male  女 Female 出生日期 Date of Birth\*: (日 DD / 月 MM / 年 YYYY)

電話 Phone No.\*:  電郵 Email\*:  身份證號碼 / 其他證件號碼 HKID / Other ID No.\*:

地址 Address:

本人閱讀、明白、完全同意及接受本同意書內所載的所有條款及條件。  
I have read, understood, fully agree with, and accept all the terms and conditions set out in this consent form.

患者簽署 Patient Signature\*:  日期 Date\*:

樣本採樣日子 Sample Collection Date:  樣本採樣時間 Sample Collection time:

## 病歷 Medical History

1. 患者以往曾否接受過大腸鏡檢查?  
Have patient had a colonoscopy screening before?  
 有 Yes  沒有 No

(如有, 請回答以下兩個問題 if yes, please answer the following 2 questions)

2. 患者對上一次大腸鏡檢查是在多久前進行?  
When was patient's last colonoscopy screening?  
年前 Years ago

3. 患者在上一次大腸鏡檢查中, 有沒有發現癌肉並將其切除?  
Was any adenoma removed during the last colonoscopy screening?  
 有 Yes  沒有 No  不清楚 Not sure

(如有, 請回答以下兩個問題 if yes, please answer the following 2 questions)

4. 切除出來的癌肉在病理報告上是屬於什麼狀況?  
What was the pathological stage of the removed adenoma?  
 不清楚 Not sure

# 包裝樣本

1. 請將啡色及綠色試管放入透明袋內
2. 將檢測申請表放入透明袋外格
3. 將整個透明袋放入灰色外包裝袋
4. 將包裝好的樣本，放入DHL黃色快遞袋中，連同DHL快遞單交給快遞員。



# DHL速遞提單

請填妥提單上星號部分

- 寄件地址，及聯絡人資訊
- 完成糞便採集後，請於12小時內致電DHL 24小時服務熱線 (2710-8111) 自行安排本地快遞上門收件
- 閣下需提供地址、聯絡人姓名、電話及我們的DHL號碼 (639975078) 予DHL以安排收件。
- DHL上門收取樣本速遞服務已包括於檢測費用之內，覆蓋香港大部分地區，包括香港島、九龍及新界。暫時未能提供郵政信箱、馬灣、大嶼山（東涌除外）、愉景灣、禁區及離島地區的上門收取樣本速遞服務

Valid until 04-2024		<b>DHL</b> Charge to Receiver	
From (Shipper)		Payer Account Number: 639975078	
* Contact: _____ Phone: _____		Optional Service (extra charges may apply)	
		<input type="checkbox"/> Extended Liability	
* To (Receiver) GENIEBIOME (DIAGNOSTIC) CO LTD RM 902 9FL 208 JOHNSTON RD WAN CHAI		Weight	
		1 pcs kg	
Contact: Content / Remarks:		Phone:	
Track this Shipment: Website: dhl.com Hotline: 2710 8111			

Domestic Shipment

Shipper's copy

1

# 自己提交樣本可以嗎？

- 若你選擇自行交樣本，請於樣本採集後的24小時內提交到我們位於灣仔 (莊士敦道208號 9樓902室) 的樣本提交點
- 灣仔樣本提交點的開放時間為星期一至五 9:00 am - 1:00 pm 及 2:00 pm - 6:00 pm, 公眾假期休息。

